

2025-2030



# Wawa Age Friendly Plan 2025-2030

Acknowledgements

Executive Summary

Wawa Age Friendly Committee

Project Background

Introduction

What is an Age Friendly Community

Community Profile

Population

Age Distribution

Households

Income

Regional Population

Language

Housing

8 Age Friendly Community Dimensions

Communication and Information

Community Support and Health Services

Social Participation

Respect and Social Inclusion

Transportation

Outdoor Spaces and Buildings

Housing

Civic Participation and Employment Opportunities

Wawa Age Friendly Action Plan 2023-2030

Implementation and Next Steps

Appendix

## Acknowledgements

The Municipality of Wawa would like to thank the Wawa Age Friendly Committee for their continued dedication and support in the implementation of Action items prioritized in the Wawa Age Friendly Plan and continuing to advocate for the local changing needs of the older adult population in Wawa.

## Executive Summary

Wawa has been committed to becoming an Age-Friendly Community since 2016, marked by the implementation of the Council approved Wawa Age Friendly Plan. This plan outlined the first of many steps towards Wawa providing the supports and resources required for residents to age-in-place. The Municipality remains committed to becoming an age-friendly community that is supportive and inviting for citizens of all ages, abilities and backgrounds.

The Municipality of Wawa and the Age Friendly Committee have worked in collaboration to update the Wawa Age Friendly Plan to reflect the progress in implementation and both the existing and future changes in community needs.

This Plan identifies a series of strategic directions and proposed activities that the Wawa Age Friendly Committee will undertake together with local partners to support Wawa's ongoing development as a thriving community that is inclusive, respectful, and accessible to people of all ages and abilities.

The Wawa Age Friendly Committee (a Committee of Council) recognizes that to be most effective, the Wawa Age Friendly Action Plan will require ongoing community support. The Committee encourages readers to share this document and envision ways that it can be supported, including the values and goals of the Plan together with your friends, family, neighbours, and colleagues.



For More Information Contact:  
Municipality of Wawa  
40 Broadway Avenue  
P.O. Box 500  
P0S 1K0  
info@wawa.cc

## Wawa Age Friendly Committee

The Wawa Age-Friendly Committee (WAFC) was originally established in 2016 to assist with the development of the first Wawa Age Friendly Plan. The Committee has adapted over the years but its mandate to lead an age-friendly assessment of the community and oversee the implementation of the Wawa Age Friendly Plan has remained. The WAFC continues to serve as the age-friendly champion for the community by gathering momentum, educating, promoting collaboration and encouraging action while advising Council on age friendly issues in Wawa. The WAFC continues to monitor changes to age-friendliness in Wawa with consideration of the impact on people of all generations and abilities, while monitoring funding available for age-friendly initiatives to encourage local government or other eligible agencies to apply for funding, as well as providing input on funding applications. The update to the Wawa Age Friendly Plan was initiated by the WAFC to review and re-develop the Plan to reflect the progress in implementation and to re-assess the existing and future changes in older adults needs within Wawa.

The current Committee that contributed to the 2025-2030 update of the Wawa Age Friendly Plan are highlighted below:

- \* Chair Mary Anne Pearson (President, Royal Canadian Legion Wawa Branch)
- \* Jolene Binda (Wawa Family Health Team)
- \* Lucie Haman (Wawa Family Health Team)
- \* Andy Stevens (Wawa Seniors Goose Club)
- \* Barb Sutherland (Community Representative)
- \* Vangie Fournier (Red Cross)
- \* Samantha Fletcher (March of Dimes)
- \* Daniel Bruno (Community Representative)
- \* Chris Rask (Alzheimer's Society)
- \* Councillor Jim Hoffmann (Council Appointee)



## Project Background

### Introduction

The Municipality in partnership with the Wawa Age-Friendly Committee have been committed to initiating action for Wawa to be recognized as an Age-Friendly Community. The Municipality of Wawa is dedicated to supporting and sustaining the implementation of the Wawa Age-Friendly Plan and Council has appointed the Wawa Age Friendly Committee consisting of older adult community representatives to advise on the Plan and its implementation initiatives.

The goal of the Wawa Age Friendly Plan is for seniors to have the ability to live their entire lives in Wawa throughout all the stages of aging. Unfortunately, this is not currently the case due primarily to a lack of appropriate housing and the services required to assist aging in place.

In updating the Wawa Age Friendly Plan, the Committee concluded that advocacy in government policies, supportive health services, infrastructure and in-home care services are crucial to support local seniors to remain in Wawa. The Committee was also concerned with meeting the needs of vulnerable seniors such as those who were living in poverty, had poor health or were socially isolated.

When reviewing the Wawa Age Friendly Plan, the Committee were able to assess actions from the previous plan to reflect the progress in implementation and prioritize both the existing and future changes in community needs to redevelop the action plan. The Wawa Age Friendly Committee established goals with related actions in each of the eight age-friendly dimensions to support its vision outlined within the plan for the upcoming period of 2025-2030.

“Wawa is an age-friendly community that values, respects, and actively supports the health, safety and social inclusion of all seniors.”

Guided by the Wawa Age-Friendly Committee, a comprehensive focus group session was conducted where representatives were requested to share expertise and experience within their related fields to influence the updated action plan. Representatives from local healthcare, government, recreation, community members and caregivers gathered with the unified goal of improving the senior experience in Wawa and ultimately creating an age friendly community. Focus group results pointed to what representatives identified as important aspects for each of the eight key domains of community life.

## What is an Age Friendly Community?

An Age Friendly community's, policies, services and structures related to the physical and social environment are designed to support and enable older people to age actively, to live in security, enjoy good health and continue to participate fully in society. (*World Health Organization*) An Age-friendly community meets the diverse and changing needs of older adults, encouraging them to comfortably and safely age and engage in their community.

In 2006 the World Health Organization (WHO) developed the Global Age-Friendly Cities Project. This project brought together communities from around the world that were interested in supporting healthy aging by becoming more age-friendly. These cities gathered information from seniors, senior-care providers and other groups and individuals with an interest in age-friendly communities. This information helped to identify eight key domains of community life in which communities can become more age-friendly.

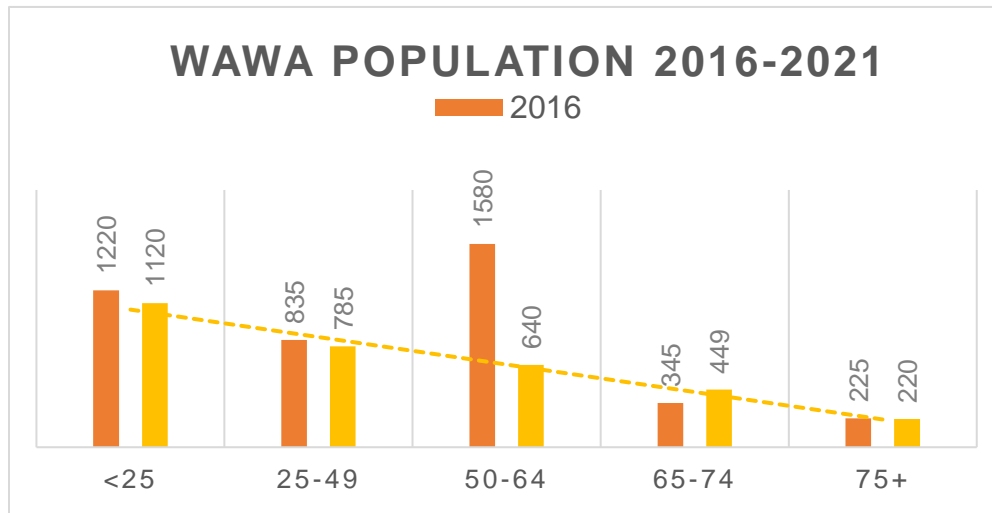




## Community Profile

### Population

The population of Wawa has steadily decreased since the 1980s and is predicted to continue its decline due to out-migration, declining fertility rates, lower levels of immigration and a transient workforce in local industry. The population decreased by 6.9% in Wawa between 2016 (2,905) to and 2021. (2705) (*Statistics Canada*)



### Age Distribution

The age distribution in Wawa is similar to that of most communities in Ontario. The senior population (age 55+) decreased from 1070 in 2016 to 1,030 in 2021. Resulting in a percentage decrease of 3.7%. This decrease is possibly due to lack of supports within the community, including in home care and maintenance, lack of affordable housing options and long wait lists for long term care beds, resulting in the outmigration of Wawa's senior population.

**3.7% decrease in  
55+ residents  
between  
2016 – 2021.**

### Households

According to the Wawa Housing Need and Demand Study (2017), almost half of Wawa's population is over the age of 50 and 405 of those people were living in private households and 120 persons over the age of 65 were living alone.

In 2021, there were 1,210 private dwellings occupied in Wawa (Municipality), which represents a change of -5.10% from 2016 (1,275). In 2021 approximately 55% (660) of the private households had primary maintainers over the age of 55 which is a slight increase from 2016 at 52%. (655)

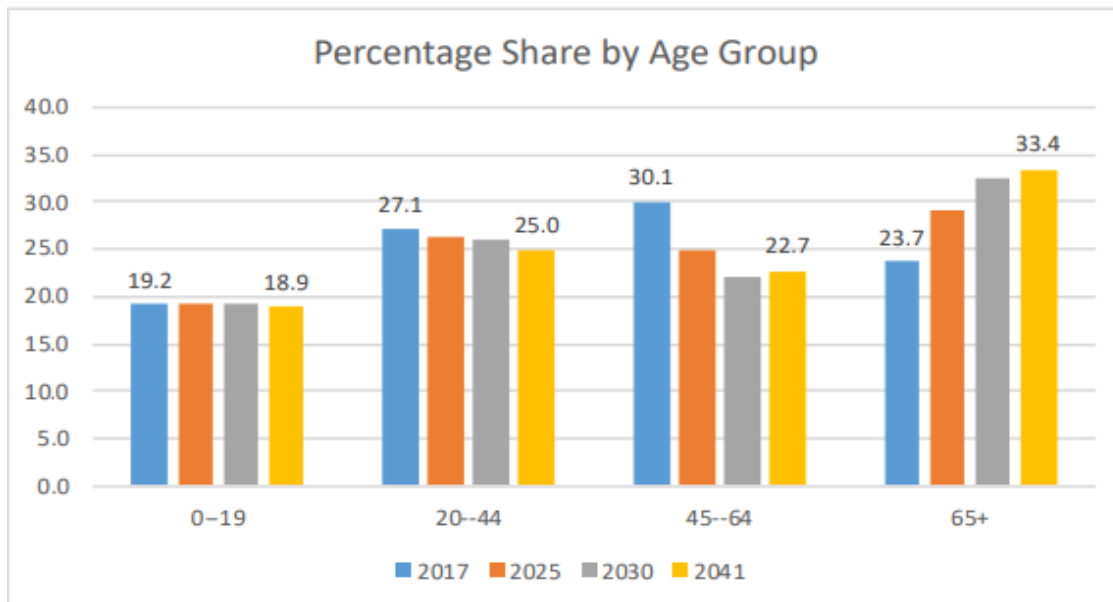
## Regional Population

Wawa's regional population is within the Algoma District and includes the communities of Chapleau, Dubreuilville, White River, surrounding First Nations and the unorganized areas of Hawk Junction and Missanabie. The Superior East Regional population is approximately 6,000.

The regional population make-up is an important consideration since Wawa serves as a support centre for the surrounding communities including Dubreuilville, White River and Michipicoten First Nation, particularly for medical, health and social support services, since the location of the regional hospital is in Wawa. Other support agencies like Red Cross and the Algoma District Social Services Ontario Works offices are also situated in the Municipality.

Increasing levels of youth out-migration, declining fertility rates, and lower levels of immigration have resulted in a skewed age distribution towards an older population than that of Ontario. The population will continue to age in the foreseeable future, with implications for healthcare costs, supply of labour, production capacity, and the ability for Wawa to remain economically viable. Based on the Ministry of Finance projections, the Algoma District's population is expected to decline from 115,971 in 2017 to 107,681 in 2041. The continuing aging of the regional population is also evident, with the share of individuals younger than 64 expected to decline while the share of seniors is expected to rise from 23.7 per cent in 2017 to 33.4 per cent in 2041. (*Northern Projections – Human Capital Series – Algoma District, Northern Policy Institute & Algoma Workforce Investment Corporation (AWIC)*)

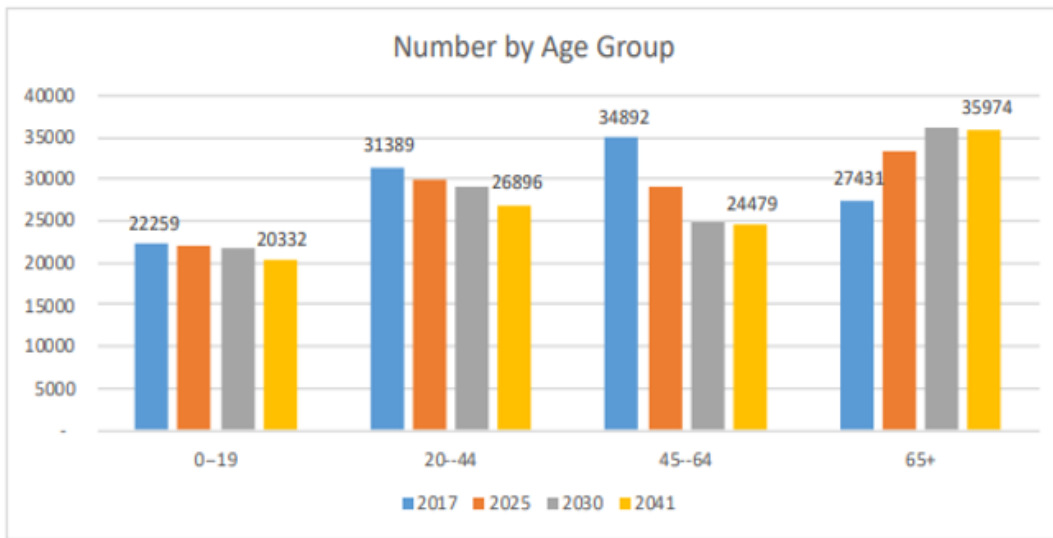
### Population Projections by Age Group, Algoma District, 2017 - 2041



Source: Northern Projections – Human Capital Series – Algoma District, NPI & AWIC



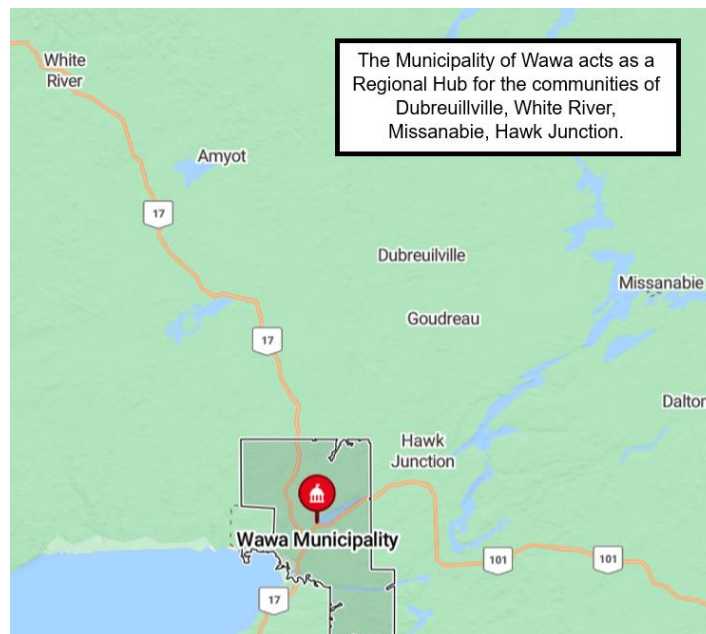
**Population Projections by Age Group, Algoma District, 2017 - 2041**



**Source:** Northern Projections – Human Capital Series – Algoma District, NPI & AWIC

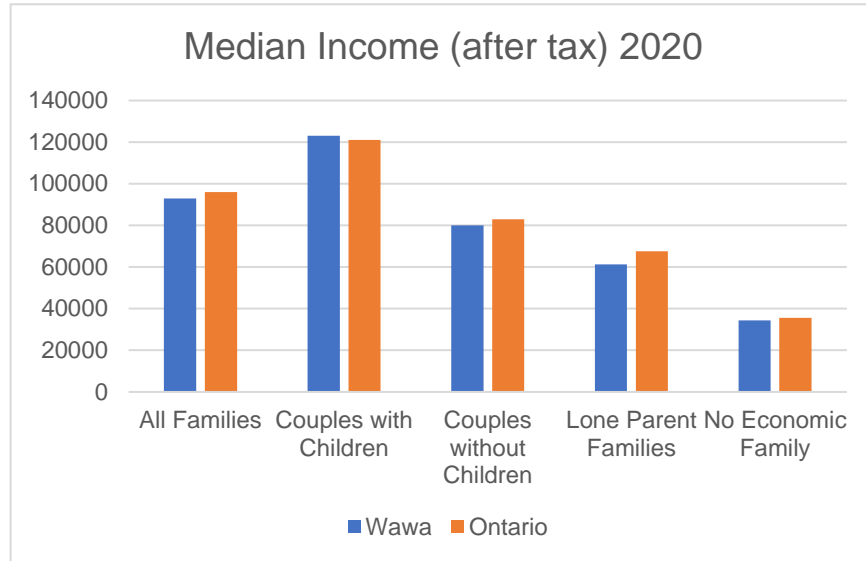
**Language**

Over 69% of Wawa residents speak only English. The percentage of residents who speak only French is 1.5% and is similar to the provincial rate of 1%. The number of people who speak both English and French is 29% in 2021 and is much higher than the provincial average. This higher average may be attributed to Wawa acting as a regional service centre for the franco-phone community of Dubreuilville, that is within 80 km of Wawa. Dubreuilville’s population frequents Wawa on a regular basis for services such as healthcare, recreation, education, as well as shopping needs.



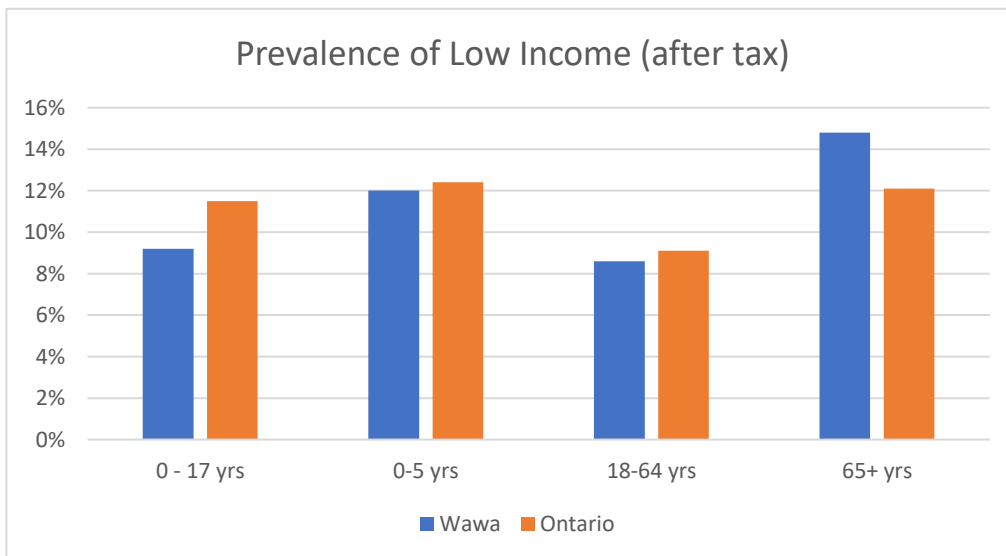
## Income

As indicated in the table below, median annual income per type of economic household in almost all categories was lower than the provincial average in 2020 for Wawa, except for couples with children which averaged slightly higher.



Statistics Canada, Census Profile 2021

As indicated in the table below, the prevalence of low income is lower in Wawa than the provincial average in Wawa in every age category except for 65 and above which is approximately over 2% higher. This may be considered an indicator that there is an increase in poverty for residents 65 and housing affordability is an issue for single and one-person senior households in the community



Statistics Canada, Census Profile 2021

## Housing

Wawa's senior population is predicted to continue to rise and there are many barriers to aging in place including the inability to maintain property, followed by inadequate finances, illness, the need for safety and security, inadequate family support, and transportation access issues. Due to lack of appropriate affordable housing available in Wawa, there is outmigration for those experiencing these barriers to other communities that can provide appropriate housing options. To



overcome these barriers, Wawa will need to work to provide creative housing alternatives that would allow the senior population to remain in Wawa and age in place with suitable housing options.

According to the Wawa Housing Plan, senior housing is housing that is suitable for the needs of an aging population. It ranges from independent living to 24-hour care. In senior housing, there is an emphasis on safety, accessibility, adaptability, and longevity that many conventional housing options may lack.

Also stated in the Wawa Housing Plan, is that to be responsive to the senior demographic, future housing builds/re-development should include a range of seniors-friendly housing forms, including single-level apartments or townhouses; seniors-specific independent living buildings; as well as assisted living and residential care options. Lower income seniors often have few housing options available with extremely long waitlists, causing seniors to move where they can find more affordable housing options available, or remain in single-dwelling homes that they can no longer maintain without assistance.

More moderate-income seniors, and those who own their homes, face different limitations. Many are seeking access to services that allow them to age in place, or units that are suitable for downsizing. Both the seniors-specific support services that would assist seniors to maintain their housing and live independently and smaller sized units to downsize to are in high demand but are in an extreme shortage in Northern Ontario.



## Age Friendly Community Dimensions

In 2006, the World Health Organization (WHO) created a guiding framework for age-friendly planning. The initiative focused on understanding how communities can better adapt infrastructure, services, and amenities to be inclusive of the varying needs of residents of all age groups. The age-friendly community framework was developed through the experiences of seniors in communities across the globe and focuses on the following eight “age-friendly key domains.”



### Communication and Information

- Information about community events and local services are communicated in appropriate formats and are readily accessible.



### Community Support and Health Services

- Older adults can access high quality health and support services, including both mental and physical health as well as prevention programs.



### Social Participation

- There are regular opportunities for older adults to participate in leisure, social, cultural and spiritual activities in the community.



### Respect and Social Inclusion

- Older adults feel respected and included in the community.



### Transportation

- Transportation is accessible, affordable, safe and convenient for older persons.



### Outdoor Spaces and Buildings

- Outdoor spaces and public buildings are barrier free and safe. Older people feel comfortable in public spaces.



### Housing

- Services are available so that older persons can age in place. There are a variety of affordable housing options available across the continuum.



### Civic Participation and Employment Opportunities

- There are opportunities for older persons to stay in the workforce, volunteer and contribute to the local political atmosphere.

## Age Friendly Community Barriers in Wawa

The following section summarizes the suggested improvements that the Age Friendly Committee concluded on for Wawa to move towards the goal of becoming an age-friendly community. Each of the eight Age Friendly key domains were reviewed by the Committee and potential improvement areas were discussed.

### Communication and Information

Aiming to keep older adults informed about broader community information allows seniors to be better connected to their community and supports them in their daily activities.

#### Identified Barriers

- Lack of local newsletter to share information on services and upcoming events.
- More information is being shared through the use of computers and many of the senior population do not use computers.
- No local directory available for senior services. (electronic or print)
- Information often provided through difficult to navigate automated telephone systems (specifically government services)
- Vision and/or reading related difficulties faced by some seniors
- Outdated or lack of information about events
- Poor or lack of access to cable, radio or broadband services



### Community Support and Health Services

Whether or not older people are able to age in place depends upon a number of factors, including the availability of support and services that meet the varying needs of seniors. These include professional services, such as medical and personal care.

#### Identified Barriers

- Costs and other difficulties related to the need to travel out of Wawa to medical appointments
- Lack of health care professionals in communities, especially doctors
- Out-of-pocket health care expenses, including those related to travel
- Insufficient home care services due to lack of staff, including respite for caregivers
- A lack of or limited supports to enable seniors to remain independent
- Costs related to homemaking supports
- Requirement for seniors to move out of the community for more specialized care
- Lack of coordination, consistency and continuity of care for seniors

## Social Participation

Social networks, social participation and feelings of belonging are important to healthy living, and the prevention of disease and isolation among seniors. Older people who remain active in society and socially connected are happier, physically and mentally healthier.

### Identified Barriers

- many seniors do not take advantage of the programs available to them.
- Transportation option difficulties (transportation availability not coinciding with event schedules)
- Low attendance leading to cancellation of activities
- Under-utilization of recreation facilities
- A lack of facilities or program staff
- Social barriers (real and/or perceived)

## Respect and Social Inclusion

Older persons want to contribute to, and benefit from, community life. Active and involved seniors are less likely to experience social isolation and more likely to feel connected to their communities. (there is a known direct link between social isolation and health)

### Identified Barriers

- Health or mobility issues that lead to isolation of older adults
- Disrespect, ageism or elder abuse
- Older persons not always heard or seen
- Lack of education regarding senior needs both physically and mentally related to aging

**Digital Literacy**  
**Senior Workshop Series**

**Seniors Expo &  
Active Living Fair**  
Featuring 30+ exhibitors.

## Seniors Lunch and Learn



Come out to learn about seniors services in Wawa!

Free Refreshments & Transportation



## Outdoor Spaces and Buildings

The physical environment is an important determinant of physical and mental health for everyone. Creating supportive environments, including age-friendly outdoor spaces and building design, can enhance physical well-being and quality of life, accommodate individuality and independence, foster social interaction and enable people to conduct their daily activities.

### Identified Barriers

- Poor accessibility to and within some public buildings (e.g. lack of automatic door openers, ramps, wide entrances, railings to aid walking up to buildings,)
- Lack of and/or poor-quality sidewalks, curbs or crosswalks
- Seasonal factors that reduce walkability and the use of scooters (e.g. snow, ice)
- Shortage of accessible washrooms and proper rest areas along walking routes

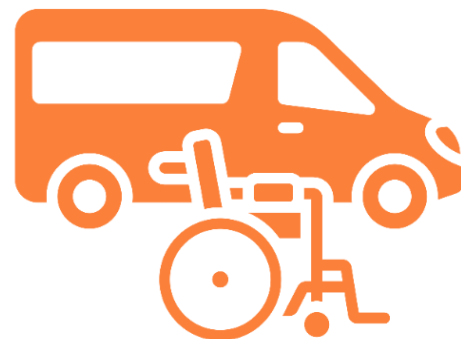


## Transportation

Access to transportation allows seniors to participate in social, cultural, volunteer and recreational activities, as well as enabling them to carry out such daily tasks as working, shopping or going to appointments.

### Identified Barriers

- Current public transportation does not operate on evenings and weekends, creating a gap of participation for seniors who depend on it to access services and recreation. (e.g. seniors often have different travel patterns than others who use public transportation—they may travel outside the peak (work) hours and use it for different reasons, such as visiting friends, participating in activities, accessing services and going shopping)
- Lack of enforced accessible parking in private establishments. (e.g. private business)
- Concern about maintaining the ownership of a driver's license (e.g. risk for social isolation, and may also experience difficulties in accessing community and medical services)



## Housing

Proper housing is a priority for enabling older people to remain independent for as long as possible. To age in place relies on many factors including; good health, finances and the availability of support services (such as medical, personal care, housework, yard maintenance and repair work).

### Identified Barriers

- High costs related to home maintenance and utilities (e.g. heating, accessibility upgrades and adaptations including retrofits for mobility)
- Lack of knowledge regarding government administered programs and funding and the process of accessing such support
- Unavailability of local contractors needed for renovations or repairs
- Lack of available housing after home ownership to provide the continuum of care required to age within Wawa.
- Rental housing not economically feasible on fixed rate income of some seniors
- Shortage of long-term care options, having to leave Wawa to access. (involuntary spousal separation)

## Civic Participation and Employment Opportunities

Seniors have a variety of skills, knowledge and time to contribute to their communities in many areas, including through civic participation, volunteer activities and paid employment. Senior participation contributes to a community's wellbeing including its economic prosperity. Senior participation in the community also assists in maintaining their mental and physical health, as well as social connection. Communities are held together by the efforts of volunteers—most of whom are older persons.

### Identified Barriers

- Seniors may experience volunteer burnout due to the community's reliance on their participation to provide programs and events.
- Some seniors may be unaware of available volunteer opportunities and the benefits of volunteering.
- Transportation challenges to volunteer opportunities.
- Lack of opportunity for and/or barriers to paid employment.
- Health and physical challenges prevent some seniors from participating.



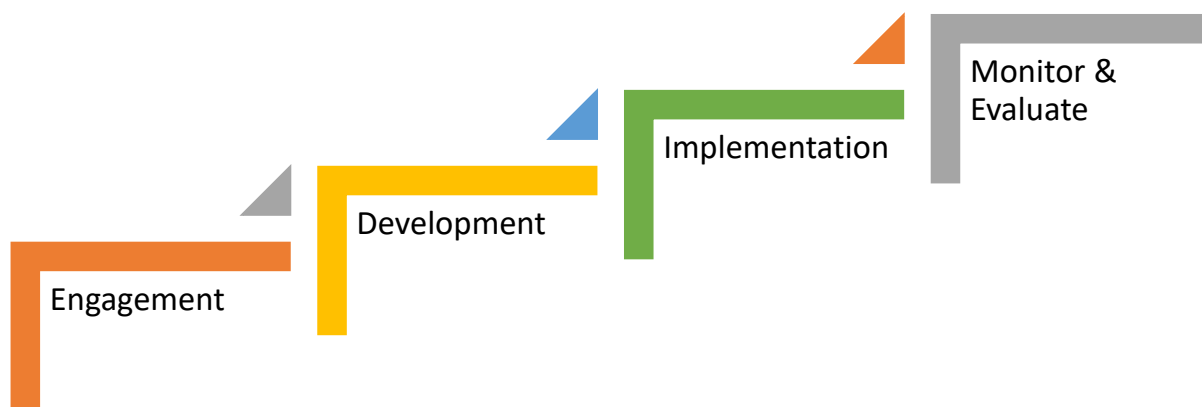
## Implementation

Implementing the actions outlined in the updated Wawa Age Friendly Plan 2025-2030 will help move Wawa closer to the goal of being a community where residents can live and age well.

Municipal Council, Staff and the Age Friendly Committee are committed to working together to accomplish the vision of Wawa as an Age Friendly Community through;

- Respecting and valuing the contribution that older adults bring to this community
- Supporting older adults to be engaged in decisions that impact them
- Applying an age-friendly lens to decision making
- Advocating on behalf of Wawa's older adults to all levels of government on priorities

The Wawa Age Friendly Plan was created in collaboration with older adult community members representatives and is the foundation for creating an age-friendly Wawa. This plan contains actions categorized within the eight age friendly community domains. A number of these actions align with planned or existing municipal and community strategies, initiatives and projects. The Wawa Age Friendly Plan is achievable and will require collaboration between multiple stakeholders including the Municipality, organizations, associations, community groups and all levels of government.



## Wawa Age Friendly Action Plan 2025-2030

Category	Goals	Actions
<p style="text-align: center;"><b>Communication &amp; Information</b></p>	<p>Increased awareness about seniors' programs and have more seniors using the services available.</p> <p>Increase awareness and participation by seniors in local events and programs.</p>	<p>Develop a senior's specific page within the municipal website that would provide links to all senior related programming and services.</p> <p>Increase communication and education of all seniors about events and programs through an electronic communication board placed in high traffic area in the downtown.</p> <p>Promote 211 services.</p> <p>Utilize all available channels for communication, i.e. radio, social media, community bulletin boards, municipal website mail outs.</p> <p>Publish a subscription newsletter with information targeted directly for older adults regarding local services and current activities within Wawa.</p> <p>Include a regularly updated community events calendar that includes senior programming on the municipal website.</p> <p>Focus on more social events targeting seniors and in-person communication of events.</p> <p>Increase awareness of activities at Wawa Seniors' Club, Royal Canadian Legion Wawa Branch and other community activities.</p>
<p style="text-align: center;"><b>Community Support &amp; Health Services</b></p>	<p>Seniors access available health and support programs improving their overall health and quality of life. Programs are maintained.</p> <p>Home and community care nurses and PSWs are recruited and retained in the community to support seniors.</p>	<p>Increase awareness of communication accessibility standards from the Accessibility for Ontarians with Disabilities Act. (AODA)</p> <p>Increase awareness of existing health and related programs for seniors (e.g. home adaptations, travel grants, Red Cross, Mental Health, Health Unit, home and community care, fitness classes, etc.)</p>

		<p>Hold trade show events and workshops aimed at health and safety, fall prevention, exercise classes, nutrition classes, etc.</p> <p>Provide delivery service through Wawa Transit or volunteers for medicines, food and other essentials.</p> <p>Advocate for increased health services with an emphasis to recruit and retain nurses and Personal Support Workers (PSWs), extend the community paramedicine program and maintain home care support programs.</p> <p>Hire a Seniors Advocate to assist all seniors to fill out forms, understand programs, host educational workshops, organize events with an overall goal to implement the Age Friendly Plan actions and advocate.</p> <p>Provide one main contact with clear directions of how to access a wide range of health services and programming.</p>
<p><b>Social Participation</b></p>	<p>Organized and increased opportunities for learning and socializing so residents become aware and attend events. Increased seniors' safety in areas such as finances, fall prevention and fraud awareness.</p>	<p>Provide affordable activities offered in convenient, safe locations.</p> <p>Publicize events well through all avenues of communication.</p> <p>Offer activities that include the interests of local seniors and are updated frequently.</p>
<p><b>Respect and Social Inclusion</b></p>	<p>Seniors feel respected and included and that they are contributing within the community. Seniors are celebrated and shown appreciation for their contributions.</p>	<p>Contributions of seniors are honored in the community through events and/or awards.</p> <p>Seniors are celebrated through the media. (e.g. their stories are documented and shared)</p>
<p><b>Transportation</b></p>	<p>Increased use of public transportation by seniors and safer operation of motor vehicles and mobility scooters.</p> <p>Seniors feel they have safe and sufficient opportunities for transportation in Wawa.</p>	<p>Hold driver education sessions and workshops, including for the use of mobility scooters.</p> <p>Promote public transit system. (how to use, fees, etc.)</p>

		<p>Promotion of available funding program. (i.e. Assistive Devices Program)</p> <p>Encourage community champions to take and promote public transportation services.</p> <p>Encourage organizers to consider transportation opportunities at earliest stages of planning.</p> <p>Advocate for public transportation hours to include evenings and weekends to accommodate more seniors needs.</p>
<p><b>Outdoor Spaces and Buildings</b></p>	<p>Public and private buildings are accessible for all residents with reduced mobility and proper safety equipment is present to improve senior’s participation in community events. Senior participation at local businesses is increased.</p> <p>Public washrooms are accessible throughout all times of day and all seasons.</p>	<p>Accessibility standards to be followed in all aspects of community development and improvements.</p> <p>Wawa Age Friendly Committee provides recommendations to Council regarding accessibility of public spaces. (i.e. community benches)</p> <p>Awareness and education opportunities are provided to public facing building owners regarding accessibility and AODA compliance.</p> <p>Funding opportunities are monitored and utilized when available.</p> <p>Create an “Age Friendly Businesses Award” to encourage businesses to become Age Friendly.</p> <p>Create a “Wawa Age Friendly Map” that outlines key features including washrooms, trails, pathways etc.</p> <p>Recommend that the Municipality continue making accessible upgrades to municipal buildings and park spaces. (AODA compliant)</p> <p>Explore the possibility to initiate an Age Friendly Business Program. (i.e. recognition, identification, accreditation)</p>



<p><b>Housing</b></p>	<p>Identify housing needs and gaps and define strategies to address local needs.</p> <p>Examine options for both market and non-market housing along the continuum from independent housing forms to supported living and long-term care.</p> <p>Increase awareness of senior housing support programs to assist seniors to stay in their own homes. (age-in-place)</p>	<p>Update the previous housing needs and demand study completed in 2017 to assess the need for seniors housing.</p> <p>Advocate for affordable housing.</p> <p>Advocate for additional long-term care beds.</p> <p>Support and advocate for supportive programming and assistance that allows for seniors to remain in their homes. (e.g. cleaning, repairs)</p> <p>Investigate feasibility to build an independent living senior housing complex with option for meals, activities and on-call health support services with some subsidized rental units.</p> <p>Provide information regarding financial assistance for home renovations such as home modifications and repairs.</p>
<p><b>Civic Participation and Employment Opportunities</b></p>	<p>Seniors have the opportunity and feel encouraged to volunteer within the community.</p> <p>Seniors are provided support to continue with employment.</p>	<p>A range of volunteer opportunities are available that meet the interests of seniors.</p> <p>There are a range of paid employment opportunities for seniors available and promoted to seniors.</p> <p>Volunteers are supported in their volunteer work. (i.e. providing transportation, reimbursing their costs and/or paying them an honorarium)</p> <p>Advocate for consideration of older adult volunteer opportunities when programming is developed.</p> <p>Promote older adult compatible employment opportunities through the Regional Employment Help Centre.</p> <p>Promote participation on municipal committees such as the Age Friendly Committee and Heritage Committee.</p>

## Moving Forward

The Wawa Age Friendly Plan provides a framework for the Municipality of Wawa to work towards becoming an age-friendly community. The Municipality of Wawa intends to monitor the Wawa Age Friendly Plan implementation in partnership with the Age Friendly Committee, who will advise Council regarding age friendly initiatives related to the Plan. A semi-annual report will be provided to Council outlining progress on the actions associated with age-friendly initiatives outlined in the Wawa Age Friendly Plan.

By monitoring the Plan, it will assist the Municipality to address if an adjustment in goals, strategies, and implementing actions are needed. Ongoing monitoring of the Wawa Age Friendly Plan implementation progress will also ensure it continues to stay effective. An evaluation strategy should be developed and used by the Municipality of Wawa and the Age-Friendly Committee to ensure evaluation of action plan outcomes.

By regularly reviewing the Plan and determining whether goals and actions have been met or require changing, it will ensure the plan remains relevant, accurate and at the forefront of community decision making with respect to senior's needs.



The Public Health Agency of Canada has prepared the *Age-Friendly Communities Evaluation Guide* to provide communities with practical information on how to use indicators to measure progress and evaluate their age-friendly initiatives. The Guide provides practical and flexible indicators that are supplemented by ready-to-use or adapted tools, as well as links to additional information to support community evaluations. The intention of the guide is to provide a variety of solid and sound ways to evaluate age-friendly community initiatives.

The Municipality in partnership with the Age Friendly Committee may utilize the Age-Friendly Communities Evaluation Guide as a benchmark for developing an evaluation strategy when reviewing the outcomes from implementing the action items in the Wawa Age Friendly Plan.

## Recommended Next Steps:

1. Municipal Council adopt and endorse the updated Wawa Age Friendly Plan 2025-2030 and commit to the implementation of the recommended actions and evaluation of the plan's outcomes. Publicly share the updated Wawa Age Friendly Plan through all available communication channels.
2. The Age Friendly Committee in partnership with Municipal Staff develop a strategy for prioritizing recommendations and assign a timeframe for implementation efforts. Anticipated outcomes and performance measures should be developed for each action and measured by the Committee.
3. The Age Friendly Committee in partnership with Municipal Staff establish necessary partnerships and the resources needed for implementation.
4. The Age Friendly Committee make recommendations to Council regarding available grant-funding opportunities to leverage additional resource opportunities for implementation.
5. The Age Friendly Committee in partnership with Municipal Staff develop a formal plan for monitoring and evaluating the Wawa Age-Friendly Plan implementation process.
6. The Municipality continue to utilize the Wawa Age Friendly Plan implementation progress to seek formal recognition as an age-friendly community.
7. Commit to involving the Wawa Age Friendly Committee in any applicable municipal plan updates (e.g. Official Plan, Recreation Plan).
8. Wawa Age Friendly Committee meet annually with senior Municipal Staff working in departments related to areas of age-friendly planning and implementation to learn of upcoming projects. A semi-annual report to Municipal Council should be prepared by the Wawa Age-Friendly Committee in consultation with Municipal Staff and agencies providing services to aging residents to demonstrate that priority action items set out in the plan that have been fulfilled or are in progress according to the plan's implementation schedule.
9. Focus group meetings should be held with seniors to gauge their awareness of, and opinions about, age-friendly initiatives that result from the project.
10. An evaluation survey should be developed and conducted by the Age Friendly Committee in partnership with Municipal Staff to determine the community's satisfaction related to achieving objectives.

## Appendix

[https://www.phac-aspc.gc.ca/seniors-aines/alt-formats/pdf/publications/public/healthy-sante/age\\_friendly\\_rural/AFRRC\\_en.pdf](https://www.phac-aspc.gc.ca/seniors-aines/alt-formats/pdf/publications/public/healthy-sante/age_friendly_rural/AFRRC_en.pdf)